



## TECHNICAL DATA

### MIRAGE® STANDARD RESPONSE CONCEALED PENDENT SPRINKLER VK492 (K5.6)

The Viking Corporation, 210 N Industrial Park Drive, Hastings MI 49058  
 Telephone: 269-945-9501 Technical Services: 877-384-5464 Fax: 269-818-1680 Email: techsvcs@vikingcorp.com  
 Visit the Viking website for the latest edition of this technical data page.

#### 1. DESCRIPTION

Viking Mirage® Standard Response Concealed Pendent Sprinkler VK492 is a thermostensitive glass-bulb spray sprinkler designed for installation on concealed pipe systems where the appearance of a smooth ceiling is desired.

The sprinkler is pre-assembled with a threaded adapter for installation with a low-profile cover assembly that provides up to ½" (13 mm) of vertical adjustment. The two-piece design allows installation and testing of the sprinkler prior to installation of the cover plate. The "push-on", "thread-off" design of the concealed cover plate assembly allows easy installation of the cover plate after the system has been tested and the ceiling finish has been applied. The cover assembly can be removed and reinstalled, allowing temporary removal of ceiling panels without taking the sprinkler system out of service or removing the sprinkler.

#### 2. LISTINGS AND APPROVALS



cULus Listed: Category VNIV

FM Approval: Class 2015

Refer to Approval Chart 1 and Design Criteria for cULus Listing requirements, and refer to Approval Chart 2 and Design Criteria for FM Approval requirements that must be followed.

#### 3. TECHNICAL DATA

##### Specifications:

Product release: 2016

Pressure: 7 psi (0.5 bar)

**Maximum Working Pressure: 175 psi (12 bar)**

Factory tested hydrostatically to 500 psi (34.5 bar)

Thread size: 1/2" (15 mm) NPT

Nominal K-Factor: 5.6 U.S. (80.6 metric†)

Glass-bulb fluid temperature rated to -65°F (-55°C)

Patents Pending

†Metric K-factor measurement shown is when pressure is measured in Bar. When pressure is measured in kPa, divide the metric K-factor shown by 10.0.

##### Material Standards:

Sprinkler Body: Brass UNS-C84400

Deflector: Copper UNS-C19500

Deflector Pins: Stainless Steel Alloy

Bulb: Glass, nominal 5 mm diameter

Pip Cap and Insert Assembly: Copper UNS-C11000 and Stainless Steel UNS-S30400

Button: Brass UNS-C36000

Screws: 18-8 Stainless Steel

Belleville Spring Sealing Assembly: Nickel Alloy, coated on both sides with Teflon Tape

Yoke: Phosphor Bronze UNS-C51000

Cover Adapter: Cold Rolled Steel UNS-G10080, Finish: Clear Chromate over Zinc Plating

##### Cover Assembly Materials:

Cover: Copper UNS-C11000

Base: Brass UNS-C26000 or UNS-C26800

Springs: Nickel Alloy

Solder: Eutectic

##### Ordering Information: (Also refer to the current Viking price list.)

Viking Mirage® Standard Response Concealed Pendent Sprinklers and Cover Plate Assemblies must be ordered separately:


**Sprinkler:** Base Part No. VK492 - 20034

Finish Suffix: Brass = A

Specify sprinkler temperature rating by adding the appropriate suffix for the temperature rating to the base part number:

Temperature Suffixes: 155 °F (68 °C) = B, 175 °F (79 °C) = D, 200 °F (93 °C) = E

For example, sprinkler VK492 with a 155 °F (68 °C) temperature rating = 20034AB.



**WARNING:** Cancer and Reproductive Harm-  
[www.P65Warnings.ca.gov](http://www.P65Warnings.ca.gov)



## TECHNICAL DATA

## MIRAGE® STANDARD RESPONSE CONCEALED PENDENT SPRINKLER VK492 (K5.6)

The Viking Corporation, 210 N Industrial Park Drive, Hastings MI 49058

Telephone: 269-945-9501 Technical Services: 877-384-5464 Fax: 269-818-1680 Email: techsvcs@vikingcorp.com

Visit the Viking website for the latest edition of this technical data page.

### Cover Plate Assembly:

Base Part No. 13504 (2-3/4" diameter)

Base Part No. 13642 (3-5/16" diameter)

Base Part No. 15394 (square cover plate, 3-5/16" diameter)

Specify finish and temperature rating of the cover plate assembly by adding the appropriate suffixes for the finish and the cover temperature rating to the base part number:

Finish Suffixes: Polished Chrome = F, Brushed Chrome = F-/B, Bright Brass = B, Antique Brass = B-/A, Brushed Brass = B-/B, Brushed Copper = E-/B, Painted White = M-/W, Painted Ivory = M-/I, Painted Black = M-/B

Temperature Suffixes:

For UL: 135 °F (57 °C) = A, 165 °F (74 °C) = C

For FM: 139 °F (59 °C) = A, 165 °F (74 °C) = C

For example, cover 13504 with a Polished Chrome finish and a 165 °F (74 °C) temperature rating = 13504FC.

**NOTE:** Square cover plate 15394 cULus Listing is for the 135 °F (57 °C) temperature rated cover plate only. Refer to the Approval Chart.

**Available Finishes And Temperature Ratings:** Refer to Table 1.

**Accessories:** (Also refer to the Viking website.)

### Sprinkler Wrenches\*\*:

A. Heavy Duty Wrench Part No. 14047W/B (available since 2006), or

B. Head Cabinet Wrench Part No. 14031 (available since 2006)

C. Optional Concealed Cover Plate Installer Tool Part No. 14412 for cover 13504, or Part No. 14867 for the large diameter cover (available since 2007)

\*\*Requires a 1/2" ratchet (not available from Viking).

**Sprinkler Cabinet:** Part No. 01731A (available since 1971)

## 4. INSTALLATION

Refer to appropriate NFPA Installation Standards.

## 5. OPERATION

During fire conditions, when the temperature around the sprinkler approaches its operating temperature, the cover plate detaches. Continued heating of the exposed sprinkler causes the heat-sensitive liquid in the glass bulb to expand and the bulb to shatter, releasing the yoke, pip-cap and sealing spring assembly. Water flowing through the sprinkler orifice strikes the sprinkler deflector, forming a uniform spray pattern to extinguish or control the fire.

## 6. INSPECTIONS, TESTS AND MAINTENANCE

Refer to NFPA 25 for Inspection, Testing and Maintenance requirements.

## 7. AVAILABILITY

Viking Sprinklers VK492 are available through a network of domestic and international distributors. See The Viking Corporation web site for the closest distributor or contact The Viking Corporation.

## 8. GUARANTEE

For details of warranty, refer to Viking's current list price schedule or contact Viking directly.

**AGNINDO**  
**ARTHA SENTOSA**

**PT. AGNINDO ARTHA SENTOSA**

**Sales & Marketing Office :**

Jl. Gunung Sahari Raya No. 51.2  
Jakarta 10610, Indonesia

+6221 420 9033

www.agnindo.co.id

info@agnindo.co.id

**Authorized distributor of Viking products in Indonesia**



Fire  
Detection



Fire  
Protection



Industrial  
Lubricants



HVAC

Sales : ✉ sales@agnindo.co.id

Marketing : ✉ marketing@agnindo.co.id

MarCom : ✉ marcom@agnindo.co.id



# TECHNICAL DATA

## MIRAGE® STANDARD RESPONSE CONCEALED PENDENT SPRINKLER VK492 (K5.6)

The Viking Corporation, 210 N Industrial Park Drive, Hastings MI 49058  
 Telephone: 269-945-9501 Technical Services: 877-384-5464 Fax: 269-818-1680 Email: techsvcs@vikingcorp.com  
 Visit the Viking website for the latest edition of this technical data page.

**TABLE 1: AVAILABLE SPRINKLER TEMPERATURE RATINGS AND FINISHES**

Sprinkler Temperature Classification	Sprinkler Nominal Temperature Rating <sup>1</sup>	Maximum Ambient Ceiling Temperature <sup>2</sup>	Temperature Rating of Cover Assembly (Required)	Bulb Color
Ordinary	155 °F (68 °C)	100 °F (38 °C)	135 °F (57 °C) cULus 139 °F (59 °C) FM	Red
Intermediate	175 °F (79 °C)	150 °F (65 °C)	165 °F (74 °C)	Yellow
Intermediate	200 °F (93 °C)	150 °F (65 °C)	165 °F (74 °C)	Green

**Cover Plate Finishes:** Polished Chrome, Brushed Chrome, Bright Brass, Antique Brass, Brushed Brass, Brushed Copper, Painted White, Painted Ivory, or Painted Black

**Sprinkler Finishes:** Brass

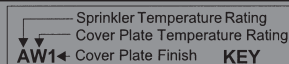
### Footnotes

<sup>1</sup> The sprinkler temperature rating is stamped on the sprinkler deflector.

<sup>2</sup> Based on NFPA-13. Other limits may apply, depending on fire loading, sprinkler location, and other requirements of the Authority Having Jurisdiction. Refer to specific installation standards.

## Approval Chart

### Mirage® Standard Response Concealed Pendent Sprinklers VK492



Sprinkler Base Part No. <sup>1</sup>	SIN	NPT Thread Size		Nominal K-Factor		Maximum Water Working Pressure <sup>3</sup>	Listings and Approvals <sup>4</sup> (Refer also to Design Criteria)		
		Inch	mm	U.S.	metric <sup>2</sup>		cULus <sup>5</sup>	FM <sup>3</sup>	
Standard Response Applications									
20034	VK492	1/2"	15	5.6	80.6	175 psi (12 bar)	AV1, BX1	AW1, BY1	
Sprinkler Temperature Ratings A - 155 °F (68 °C) B - 175 °F (79 °C) and 200 °F (93 °C)			Cover Plate Assembly Temperature Ratings <sup>6</sup> V - 135 °F (57 °C) cover 13504 <sup>1</sup> , 13642 <sup>1</sup> (large diameter), or 15394 <sup>1</sup> (square cover plate) W - 139 °F (59 °C) cover 13504 <sup>1</sup> , 13642 <sup>1</sup> (large diameter), or 15394 <sup>1</sup> (square cover plate) X - 165 °F (74 °C) cover 13504 <sup>1</sup> , or 13642 <sup>1</sup> (large diameter) Y - 165 °F (74 °C) cover 13504 <sup>1</sup> , 13642 <sup>1</sup> (large diameter), or 15394 <sup>1</sup> (square cover plate)					Cover Plate Assembly Finishes <sup>7</sup> 1 - Polished Chrome, Brushed Chrome, Bright Brass, Antique Brass, Brushed Brass, Brushed Copper, Painted White, Painted Ivory, or Painted Black	

### Footnotes

<sup>1</sup> Part number shown is the base part number. For complete part number, refer to current Viking price list schedule.

<sup>2</sup> Metric K-factor measurement shown is when pressure is measured in Bar. When pressure is measured in kPa, divide the metric K-factor shown by 10.0.

<sup>3</sup> The Water Working Pressure rating is stamped on the deflector.

<sup>4</sup> This chart shows the listings and approvals available at the time of printing. Other approvals may be in process. Check with the manufacturer for any additional approvals.

<sup>5</sup> Listed by Underwriter's Laboratories for use in the U.S. and Canada.

<sup>6</sup> The 135/139 °F cover has an orange label. The 165 °F (74 °C) cover has a white label.

<sup>7</sup> Painted finish consists of Polyester Baked Enamel. Other paint colors are available on request with the same listings as the standard paint colors. Listings and approvals apply for any paint manufacturer. Contact Viking for additional information.

**NOTE:** Custom colors are indicated on a label inside the cover assembly. Refer to Figure 1.



## TECHNICAL DATA

### MIRAGE® STANDARD RESPONSE CONCEALED PENDENT SPRINKLER VK492 (K5.6)

The Viking Corporation, 210 N Industrial Park Drive, Hastings MI 49058  
Telephone: 269-945-9501 Technical Services: 877-384-5464 Fax: 269-818-1680 Email: techsvcs@vikingcorp.com  
Visit the Viking website for the latest edition of this technical data page.

#### DESIGN CRITERIA - UL

(Also refer to Approval Chart)

##### cULus Listing Requirements:

Mirage® Concealed Pendent Sprinklers VK492 are cULus Listed as standard response for installation in accordance with the latest edition of NFPA 13 for standard coverage pendent spray sprinklers as indicated below.

- For hazard occupancies including Light Hazard, Ordinary Hazard (Group 1) and Ordinary Hazard (Group 2).
- Protection areas and maximum spacing shall be in accordance with the tables provided in NFPA 13. Maximum spacing allowed is 15 ft. (4.6 m).
- Minimum spacing allowed is 6 ft. (1.8 m) unless baffles are installed in accordance with NFPA 13.
- Minimum distance from walls is 4 in. (102 mm).
- Maximum distance from walls shall be no more than one-half of the allowable distance between sprinklers. The distance shall be measured perpendicular to the wall.
- The sprinkler obstruction rules contained in NFPA 13 for standard coverage pendent spray sprinklers must be followed.

**NOTE:** Concealed sprinklers must be installed in neutral or negative pressure plenums only.

**IMPORTANT:** Always refer to Bulletin Form No. F\_091699 - Care and Handling of Sprinklers. Also refer to Form No. F\_080614 for general care, installation, and maintenance information. Viking sprinklers are to be installed in accordance with the latest edition of Viking technical data, the appropriate standards of NFPA or other similar organizations, and also with the provisions of governmental codes, ordinances, and standards, whenever applicable.

#### DESIGN CRITERIA - FM

(Also refer to Approval Chart)

##### FM Approval Requirements:

Viking Concealed Pendent Sprinkler VK492 is FM Approved as a standard response **Non-Storage** concealed pendent sprinkler as indicated in the FM Approval Guide. For specific application and installation requirements, reference the latest applicable FM Loss Prevention Data Sheets (including Data Sheet 2-0). FM Global Loss Prevention Data Sheets contain guidelines relating to, but not limited to: minimum water supply requirements, hydraulic design, ceiling slope and obstructions, minimum and maximum allowable spacing, and deflector distance below the ceiling.

**NOTE:** The FM installation guidelines may differ from cULus and/or NFPA criteria.

**IMPORTANT:** Always refer to Bulletin Form No. F\_091699 - Care and Handling of Sprinklers. Also refer to Form No. F\_080614 for general care, installation, and maintenance information. Viking sprinklers are to be installed in accordance with the latest edition of Viking technical data, the appropriate standards of NFPA, FM Global or other similar organizations, and also with the provisions of governmental codes, ordinances, and standards, whenever applicable.

**AGNINDO**  
**ARTHA SENTOSA**

**PT. AGNINDO ARTHA SENTOSA**

📍 Sales & Marketing Office :

Jl. Gunung Sahari Raya No. 51.2  
Jakarta 10610, Indonesia

☎ +6221 420 9033

🌐 www.agnindo.co.id  
✉ info@agnindo.co.id

**Authorized distributor of Viking products in Indonesia**



Fire  
Detection



Fire  
Protection



Industrial  
Lubricants



HVAC

Sales : ✉ sales@agnindo.co.id

Marketing : ✉ marketing@agnindo.co.id

MarCom : ✉ marcom@agnindo.co.id



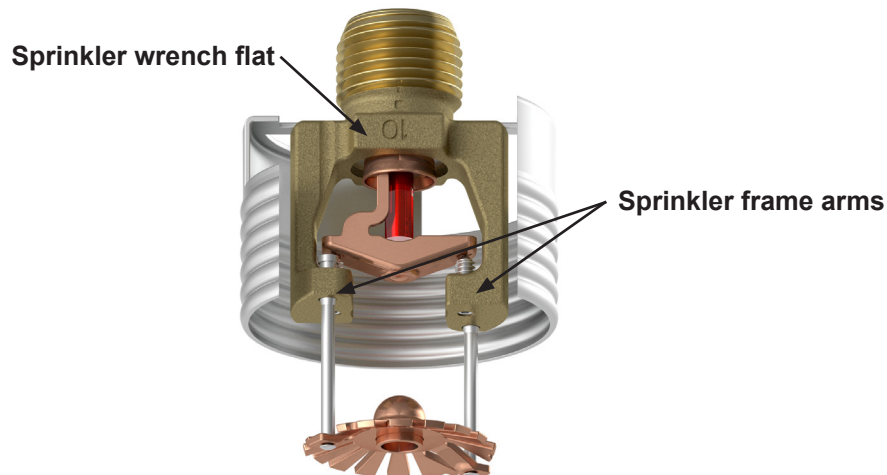
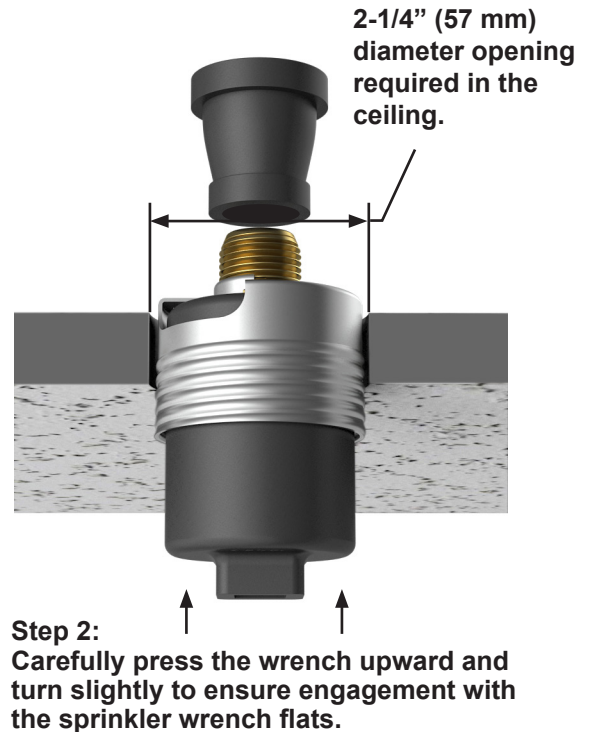
## TECHNICAL DATA

### MIRAGE® STANDARD RESPONSE CONCEALED PENDENT SPRINKLER VK492 (K5.6)

The Viking Corporation, 210 N Industrial Park Drive, Hastings MI 49058  
 Telephone: 269-945-9501 Technical Services: 877-384-5464 Fax: 269-818-1680 Email: techsvcs@vikingcorp.com  
 Visit the Viking website for the latest edition of this technical data page.

#### Sprinkler and Adapter Assembly

- Protective cap removed
- Use wrench 14031\*\*



**NEVER** install the sprinkler by applying the installation wrench across the frame arms. **DO NOT** overtighten. Use only the designated sprinkler wrenches, Viking Part Numbers 14047W/B or 14031\*\*. A leak tight seal should be achieved by turning the sprinkler clockwise 1 to 1-1/2 turns beyond finger tight.

Figure 1: Sprinkler Installation and Proper Wrench Usage

\*\* A 1/2" ratchet is required (Not available from Viking)

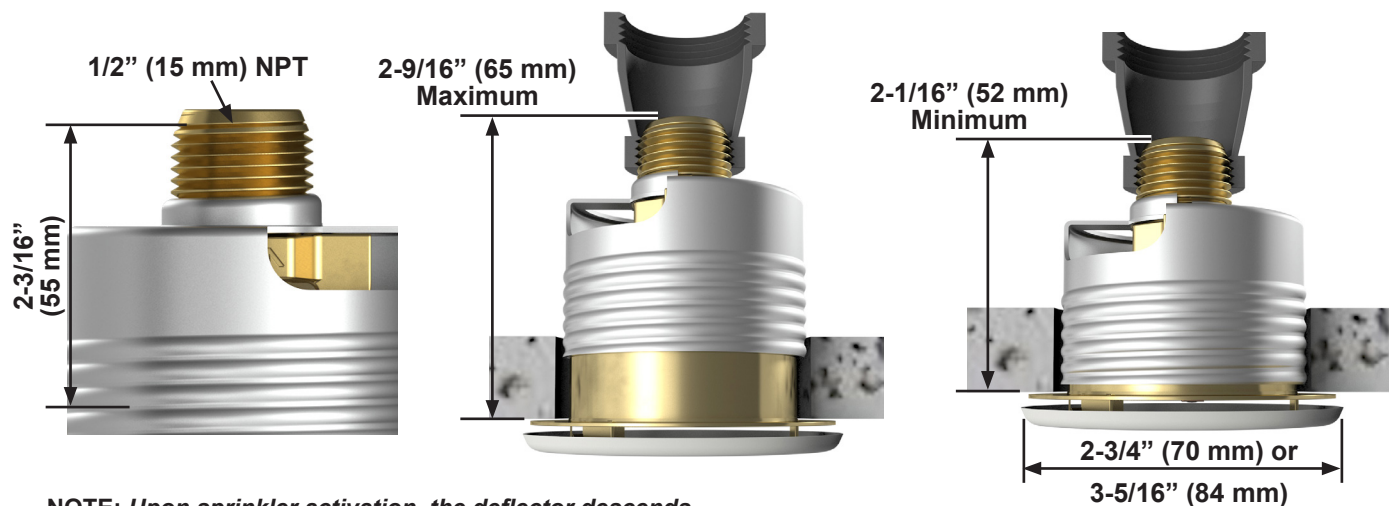




## TECHNICAL DATA

### MIRAGE® STANDARD RESPONSE CONCEALED PENDENT SPRINKLER VK492 (K5.6)

The Viking Corporation, 210 N Industrial Park Drive, Hastings MI 49058  
 Telephone: 269-945-9501 Technical Services: 877-384-5464 Fax: 269-818-1680 Email: techsvcs@vikingcorp.com  
 Visit the Viking website for the latest edition of this technical data page.



**NOTE:** Upon sprinkler activation, the deflector descends to approximately 13/16" (21 mm) below the sprinkler body.

Figure 2: Sprinkler Dimensions and Cover Installation



All custom color painted cover plates will have an identifying label affixed to the inside of the cover that indicates the custom color and will have a representative sample (a paint dot) of the paint on the label.

Figure 3: Identification of Custom Paint for Concealed Covers




Figure 4: Square Cover Assembly 15394

**AGNINDO**  
**ARTHA SENTOSA**

**PT. AGNINDO ARTHA SENTOSA**

📍 Sales & Marketing Office :  
 Jl. Gunung Sahari Raya No. 51.2  
 Jakarta 10610, Indonesia

☎ +6221 420 9033  
 🌐 www.agnindo.co.id  
 ✉ info@agnindo.co.id

**Authorized distributor of Viking products in Indonesia**



Fire  
Detection



Fire  
Protection



Industrial  
Lubricants



HVAC

Sales : ✉ sales@agnindo.co.id

Marketing : ✉ marketing@agnindo.co.id

MarCom : ✉ marcom@agnindo.co.id